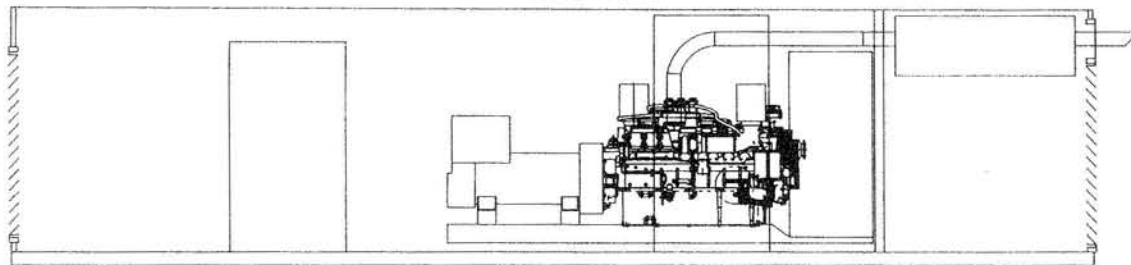
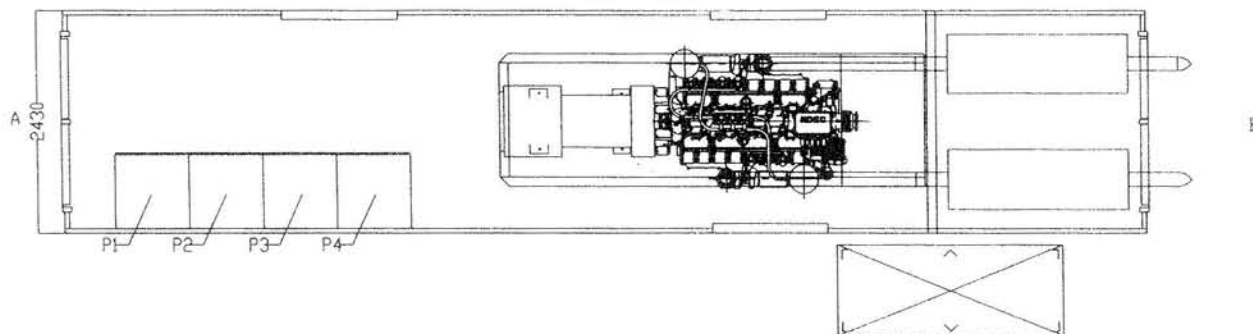


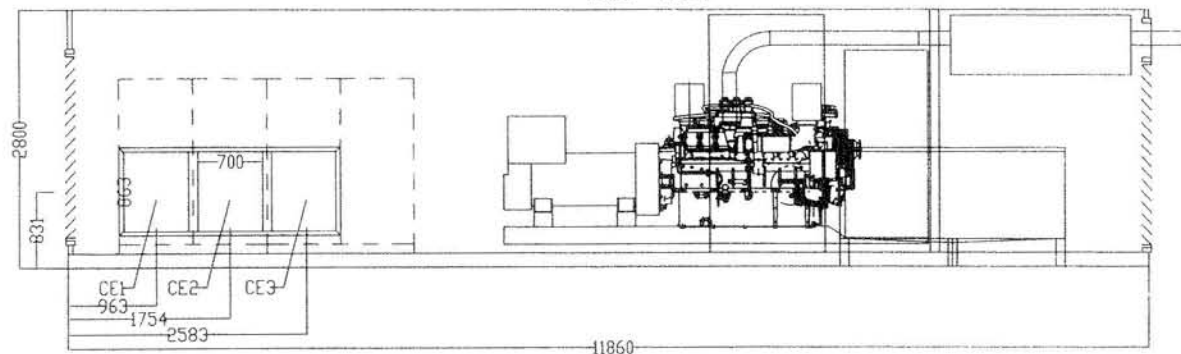
SIDE VIEW



TOP VIEW



SIDE VIEW



INFORMATION

- REF POINT IS THE AIR INTAKE ON THE CONTAINER - 'A'
- A- AIR INTAKE
  - B- AIR OUTLET AND EXHAUST OUTLET
  - P1- DISTRIBUTION PANEL 2\* 400A, 200A & 160A FEEDS
  - P2- DISTRIBUTION PANEL 1\* 800A FEED
  - P3- SOURCE CHANGEDOVER PANEL 1600A
  - P4- CONTROL PANEL & ENGINE SYS EQUIPMENT
  - CE1- DISTRIBUTION GLAND PLATE ENTRY TO PANEL 1
  - CE2- DISTRIBUTION GLAND PLATE ENTRY TO PANEL 2
  - CE3- MAINS INCOMER GLAND PLATE ENTRY TO PANEL 3
  - D1- ACCESS DOOR TO PANEL AREA.
  - D2- ACCESS DOOR TO LEFT OF GENSET
  - D3- ACCESS DOOR TO RIGHT OF GENSET

REVISION	No	DETAILS	DATE	REF	SCALE	SH1	OF	DESCRIPTION	NAME	DATE
									<p><b>GEN-TEK</b> POWERED GENERATOR SOLUTIONS</p>	
<p>CUSTOMER. : GENTEK</p>									<p>DRAWING No. :</p>	
<p>PROJECT. :</p>									<p>PROJECT No. : *****</p>	