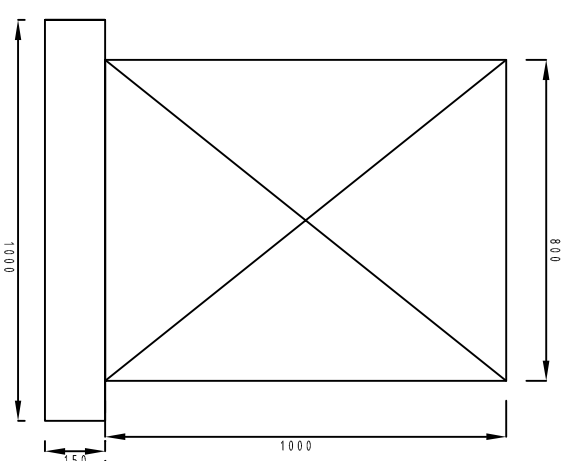
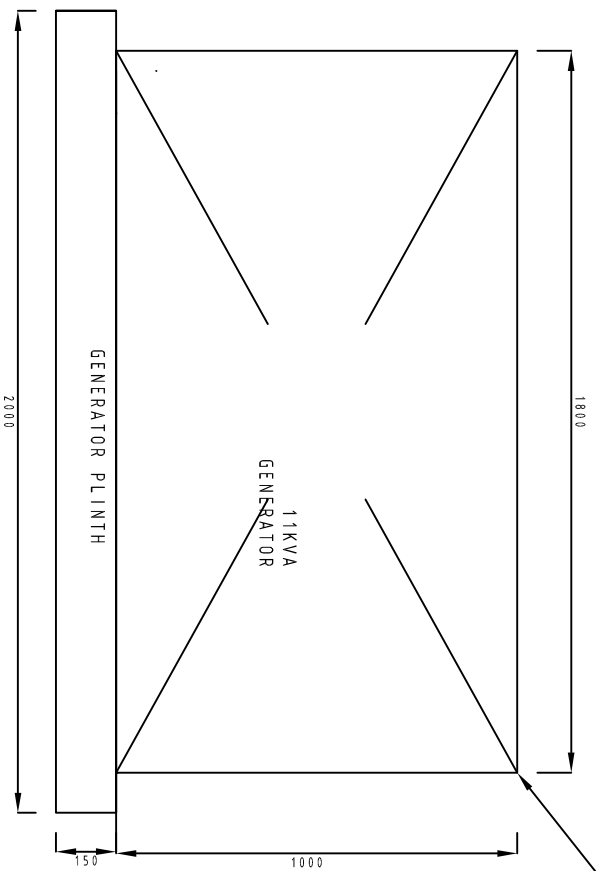
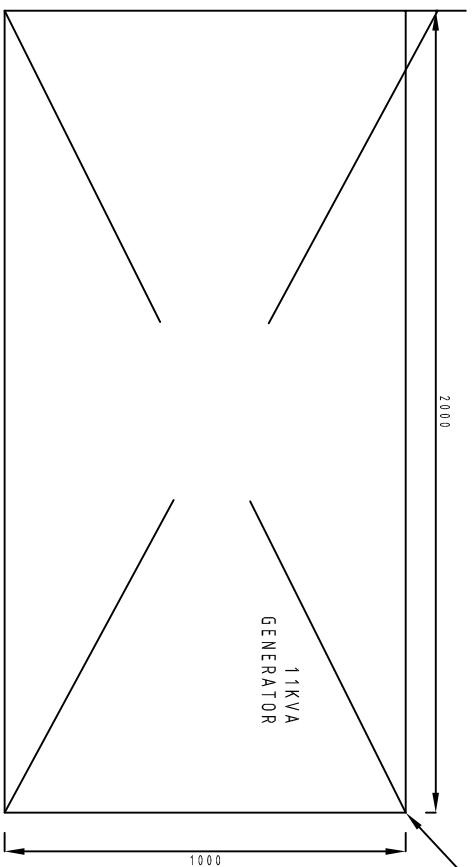


GENERATOR ON  
PLINTH



GENERATOR PLINTH



**Note**

The concrete plinth needs to be a minimum 30MPA concrete either vibrated or with 193 mesh, 50mm from the top.

The generator should be situated 800mm away from walls at all sides for ventilation & service purposes.

ELECTRICAL NOTES:

Rev	Description	Date
1	GENERATOR PLINTH	

PROJECT TITLE:

DRAWING Title:

11KVA GENERATOR  
PLINTH DETAIL

DRAWING No.  
E 100

REVISION:  
1

THIS IS AN AUTOCAD GENERATED DRAWING

# GEN-TEK

POWERED GENERATOR SOLUTIONS

Gen Motion Ltd Trading as GEN TEK  
101 Derby Rd Judiths Paarl JHB 2000  
Tel +27 11 627 7550 Fax +2711 614 5641  
Website www.gen-tek.co.za E-mail sales@gen-tek.co.za

DATE:  
SCALE:  
DESIGNED:  
DRAWN:  
CHECKED: